

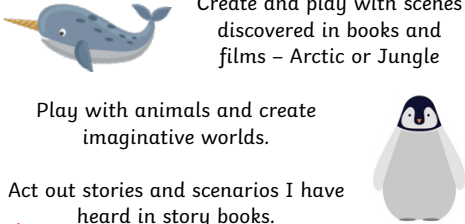


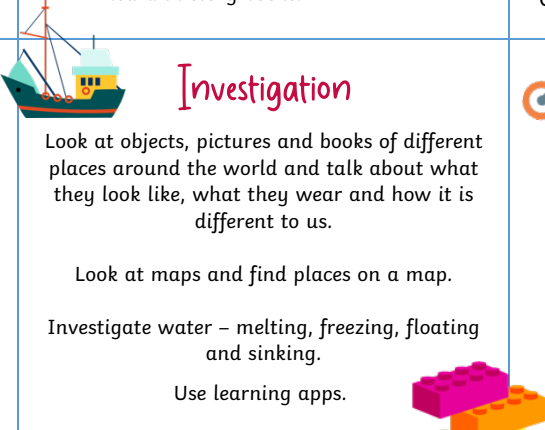




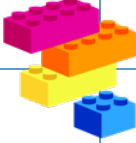





# Foundation 2 Spring Disciplinary Knowledge

During Spring term, we will develop and use the following skills within our provision.



|  |  |   |  |
|--|--|---|--|
| <h3>Class Library</h3> <p>Have a favourite book.</p> <p>Retell familiar stories using puppets and props.</p> <p>Engage with non-fiction texts related to what we have been learning about in school.</p>    | <h3>Phonics Corner</h3> <p>Play games using Level 3 graphemes and phonemes.</p> <p>Start building Level 3 words.</p>   | <h3>Small World</h3> <p>Create and play with scenes discovered in books and films – Arctic or Jungle</p> <p>Play with animals and create imaginative worlds.</p> <p>Act out stories and scenarios I have heard in story books.</p>   | <h3>Home Corner</h3> <p>Act out and copy actions and conversations I see in other settings such as shops or restaurants.</p> <p>Act out familiar routines such as dinner time, bed time or getting ready for school</p> <p>Play with my friends creating storylines in play.</p> <p>Operate toys using buttons and remote controls.</p>            |
| <h3>Writing Den</h3> <p>Write captions and short sentences to communicate meaning such as invitations, letters, cards and picture captions.</p> <p>Create books and stories by drawing and writing.</p> <p>Use writing resources in my play.</p>      | <h3>Funky Fingers</h3> <p>Create shapes with playdough by rolling, coiling and cutting.</p> <p>Cut along a line with scissors – curved and straight.</p> <p>Use spoons to scoop and forks to stab.</p> <p>Form recognisable letters.</p> <p>Weave and thread small beads and threads.</p>                                    | <h3>Investigation</h3> <p>Look at objects, pictures and books of different places around the world and talk about what they look like, what they wear and how it is different to us.</p> <p>Look at maps and find places on a map.</p> <p>Investigate water – melting, freezing, floating and sinking.</p> <p>Use learning apps.</p>  | <h3>Gross Motor</h3> <p>Make a den with others.</p> <p>Ride a two wheeled bike.</p> <p>Combine different movements.</p> <p>Climb up onto equipment and jump off.</p> <p>Kick, pass, bat and aim a ball.</p> <p>Put on tops and jumpers and zip up my coat.</p>  |
| <h3>Maths Area</h3> <p>Create numbers using ten frames.</p> <p>Recognise and order numerals to 10.</p> <p>Name 2D and 3D shapes and investigate their properties.</p> <p>Compare lengths, height, weights and capacity of different objects.</p>   | <h3>Creative Workshop</h3> <p>Add black or white to paint to make it lighter or darker.</p> <p>Draw self-portraits and objects that are in front of me.</p> <p>Create models from junk and collaging that represent other objects.</p>  | <h3>Construction Zone</h3> <p>Select construction materials that suit the need.</p> <p>Return to and adapt previous creations making improvements.</p> <p>Think carefully about my designs before building them.</p>    | <h3>Sand and Water</h3> <p>Use brushes to brush sand and tweezers to pick things up out of sand.</p> <p>Pour water carefully into small containers and tubes.</p>   |

