



# Starting School

at



## Information for Parents

Welcome to Lantern Lane Primary and Nursery School.

We hope you find the following information helpful in supporting your child's transition into full-time school.



## Becoming a Badger

When the children join Foundation 2 at Lantern Lane, they become a Badger. The Badgers are split into two classes, with each class having their own teachers who work with them and look out for them at school.

The Badgers are also supported by our teaching assistant, Mrs Keeley.

Each class has their own room where they keep their belongings, take part in carpet times and complete their guided activities. We also share our rooms with each other so we can play together and enjoy a wide range of games and provision.



**Miss I Outhwaite**

EYFS Coordinator, F2 Teacher.



**Miss A Stevenson**

Y1 Teacher.



**Mrs L Keeley**

F2 Teaching Assistant

# The Curriculum

'We learn through play!'

At our school, the Badgers learn predominantly through play and exploration. Our classrooms are set up with different areas and activities that will encourage the children to investigate and discover new things, as well as learn to play together and work with others.

We also teach the children through daily Phonics, carpet sessions and whole class Maths lessons.

The children will be working towards the Early Learning Goals, which establish the expectations for most children to reach by the end of the foundation stage.

These goals are organised into seven areas of learning:

- Personal, Social and Emotional Development
- Communication and Language Development
- Physical Development
- Literacy Development
- Mathematical Development
- Understanding of the World
- Expressive Arts and Design

For more information, please look at the "Early Years Foundation Stage" curriculum in the Parents' area for details. It outlines the developmental stages that each child goes through from birth to 5 years, when working towards these early learning goals. These provide secure foundations for future learning.

It also explains about the 'characteristics of effective development' which outline the way in which children learn.

Children who have achieved the Early Learning Goals will have work planned from the National Curriculum units for year one.



# Our School Day

- 8.40am Children are welcomed into their classrooms and settle in.
- 9.00am Phonics
- 9.30am Time to play and learn across both classrooms and our outdoor area.
- During this time children will also take part in a focused activity with their teacher.
- 10.30am Snack Time
- 11.00am Maths
- 11.30am Lunch and play time on the big playground.
- 12.30pm Literacy
- 1.00pm Time to choose and learn across both classrooms and our outdoor area.
- During this time children will also take part in a focused activity with their teacher.
- 2.30pm Circle Time (story, PSED, singing, RE)
- 3.15pm Home time

Fridays will run slightly differently and will include:

- French
- Dough Disco
- PE – dance, games, gymnastics, yoga and swimming\*
- Rhyme Time

\*Swimming will be in the summer term and will normally be on a Tuesday. This will be in addition to the scheduled PE sessions on a Friday.

## Where do I drop off and collect my child?

In the morning the children will line up on one of the two lines marked on the playground next to the green container.

Miss Outhwaite's class line up on the line nearest to the green container.

Miss Stevenson's class line in on the line furthest from the green container.

When collecting your child after school, please wait near your class gates and the children will be sent to you.



## What do I bring to school?

Each day your child will need to bring to school...

- Their book bag.
- Their partnership book, reading books and Badger books. These will be given to you on your first day of school.
- Their water bottle – labeled with their name (water only please).
- A lunch box with a drink, if your child is having a packed lunch.

PE Kit will need to come into school at the start of the school year – we will send it home each half term for a wash.


Please make sure all school uniform is clearly named. Details of our uniform requirements can be found in our prospectus.



## Reading Books

Your child will bring home two reading books.

One will be from the school scheme and aimed towards their current reading ability. This book is for your child to read to you.



The other book will be a free choice book from our Library. This book will be chosen by your child and is for you to read to them.

We will read with your child at least once a week in school.

Children should read at home with you five times a week. Please write in partnership books when you have read at home, as we change their reading books after it's been read at least three times.

We encourage reading at home with your child as much as possible, making this an enjoyable shared experience in order to grow a love of reading. There is more information on reading at home further on in this handbook.

## Badger Words

Badger words will be in the children's Badger books. These are words that your child will see regularly in their reading books and we encourage your child to learn these by sight in order to support their reading.

New Badger words will be added to their Badger books as they progress through the year.

## Fruit and Milk

Each child will receive a piece of fruit for their snack time.

Milk is free until their 5<sup>th</sup> birthday. After this, you can opt to pay for milk or they can drink water as an alternative.

## Lunch

Children have a choice of a school dinner or sandwiches brought from home.

Dinners provide children with a healthy main course and dessert. It is free for all children in Foundation 2, Year 1 and Year 2.

Meals are served using a cafeteria system and children are helped to get their food and are then supervised by our Mid-day Supervisors.

Once the children have finished their meal they clear their place and then go out to play in the playground, supervised by the Mid-day Supervisors.

## Assemblies

We will attend assemblies each week. These include topic assemblies, talent assemblies and Golden Book assemblies.

Golden Book assembly is where we celebrate children in all classes who have excelled in school. You will be invited to join us at these when your child being celebrated.

As a class, we will also perform our own assembly to the rest of the school, and you! These will happen towards the end of the year and showcase what we have been learning in school.



## Bertie's Home Visits

We have a class mascot called Bertie, and he is of course a badger! Each weekend Bertie goes to stay at one person's house.

He has a book full of his stories about his time at different houses, and you can add your own experiences to the book.

# Behaviour and Rewards

When the children start school, we teach them our school CARE values. These follow the children throughout school and provide an environment that nurtures **C**onfidence, **A**chievement, **R**espect and **E**nthusiasm in all aspects of life.

Children who show these values during the day are celebrated by adding their own brick to our CARE wall.

To help promote positive behaviour we use a range of rewards and incentives.

## Bertie Badger Points

As a class we can earn Bertie Badger points. Once we reach 15 points, we get to enjoy a class treat, decided by the children! A favourite treat is a film and popcorn, or a trip to the park.

The children can also earn individual Bertie Badger points. Once they reach ten, they choose a prize from our prize box.

## House Points

Each child will become a member of a house once they join school. Our school houses are Mill, Roulstone, Bley and DeFerrers.

The children can earn house points from any member of staff, and the winning house at the end of each term will get a reward.

## Rainbow Chart

We have a rainbow and cloud system in each classroom. Each day, all children start on the rainbow. We hope that children remain on the rainbow for the duration of the day.

However, if your child displays undesirable behaviour, we may move your child's photograph to the 'middle' cloud. This gives a warning to the child that they need to try and improve their behaviour. If they do, we may move them back onto the rainbow.

If they continue with the undesirable behaviour, we may move their photograph to the end cloud. At this point, we would discuss this with you at the end of the day.

We appreciate that children are still very young and are learning how to behave appropriately and we promote a positive approach to behaviour wherever possible.



# Getting Ready for School

You may be wondering about what you can do to help your child get ready for school. We want your child's experience of starting school to be a happy and enjoyable time. We encourage children to be independent in all school activities and welcome your help in achieving this. You can help by encouraging them to be self-reliant. This will help in their adjustment to new routines.

Before starting school, most children should be able to...

**Recognise their own name.**

**Know when they need the toilet and go independently.**

**Wash their hands after going to the toilet and before eating.**

**Eat using a knife, fork and spoon.**

**Put their own coat on and zip it up.**

**Put on and fasten their own shoes (velcro only please).**

**Look after their belonging and carry their own bag.**

All the preparation above will help to encourage your child to be independent. However, we understand that all children develop and mature at different rates and some may find some tasks more difficult than others.


You can also help your child at home by...

**Reading books and stories.**

**Singing songs and rhymes.**

**Being creative by painting, cutting and sticking.**

**Holding a pencil to draw and write.**



# Reading

Your child will have probably been looking at books at home or at the library even before they start school. Sharing a book with your child not only helps them to learn reading skills, but is also a valuable experience and a special time shared between a parent and their child.

We want children to enjoy reading and have a love of books as this will really help them to learn the skills they need. Here are a few ways which will help you to support your child's reading:

- Set aside a special time for reading. Make sure it is quiet and away from distractions.
- Let your child hold the book and turn the pages.
- Encourage them to look at the front cover. Look at the picture. What do they think the book could be about?
- Talk about the pictures throughout the book as the pictures help children to understand the words.
- Talk about the book your child is reading. Ask questions such as; what is the book about? Can you tell me what has happened so far? Can you think what will happen next?

When reading the words, there are many strategies you can use to help them if they stop on a word:

- Ask them to look at the picture to help them.
- Look at the first letter/sound of the word.
- Can they find something in the picture beginning with that first sound?
- Ask your child a question about the picture that will prompt the right answer.
- Encourage your child to think of another word that they know that looks like that word.
- If the word can be broken down, encourage your child to sound out the letters and blend the sounds together.
- Re-read the sentence and think what word would fit in best.
- If your child makes a mistake but carries on, let them finish the sentence and then talk to them about whether they think it made sense. If they are not sure, it is okay to tell them and discuss this together.

In order for you child to become confident with their reading, it is really important to give them lots of praise and encouragement. The most important thing is that your reading time together is enjoyable for both you and your child.

# Phonics

As soon as your child starts school they will take part in daily Phonics lessons.

At Lantern Lane we follow the Twinkl Phonics Scheme throughout school. The scheme introduces the children to letter names, phonemes (the sound the letters make) and graphemes (how to form letters).

This is taught through fun and engaging stories, games that encourage reading and writing and worksheets to practice our learning.

Children who have attended Nursery will have already experienced Level 1 or Phase 1 phonics and may have already started Level 2.

We start with Level 2, which introduces the first letters and we follow the scheme through to Level 4 by the end of the year.

More information about Phonics will be given at our welcome meeting and at our parent's Phonics meeting at the start of the school year.


# Handwriting

We practice our handwriting every day, with fun rhymes to help us remember how to form each letter.

The children need to have strong foundations before being able to form letters. Here are some ways you can build these at home.

Gross motor: swinging, climbing, throwing and catching, bat and ball games, riding and bike/scooter, balancing, skipping, hopping and running.

Fine motor: threading beads, pinching/rolling play-dough, doing up buttons, pouring drinks, pegging out washing, using scissors, using tweezers or tongs to pick up small objects



## Writing

At Lantern Lane, we encourage an emergent approach to writing giving children the confidence to 'have a go' at writing independently.

This can be encouraged at home in a variety of ways:

- Let your child see you and other family members writing.
- Give your child the opportunity for writing birthday cards, invitations, shopping lists, letters etc.
- Provide lots of different types of paper (old wallpaper, lined paper, plain paper, and envelopes) and a variety of writing implements in order for your child to experiment with mark making.
- Once they demonstrate that they are enjoying writing more, encourage your child to make their own books and write stories to match the pictures.
- Give lots of praise for your child's writing.

## Maths

There are lots of ways that you can support your child's learning of maths. Maths is part of everyday activities such as shopping, cooking and building. We use a variety of maths skills when measuring, spending money, counting etc. By encouraging your child to be part of these experiences, this will help support their learning of maths.

- Look for numbers, shapes and patterns in the environment, eg house numbers, car number plates, shape of road signs, patterns on fabric.
- Let your child help to pay for shopping discussing the coins that you are using.
- Encourage your child to set the table, counting out how many knives, forks and spoons they need.
- Count the stairs as they climb them.
- Talk about time, for example, the party is at 2 o'clock.
- How many minutes your child needs to brush their teeth for. Use a timer to help them.
- Baking activities in the kitchen, encouraging your child to help you to measure out and weigh ingredients.
- Sing number rhymes and songs with actions.
- Play dice games, such as snakes and ladders.

**Working in partnership with yourselves as parents and guardians is fundamental to children's learning and we value any support you can give your child during their time in school. Please feel free to talk to us at anytime about any issues or concerns you may have. We hold two parent's information evenings per year in autumn and spring.**

# Visit Days

There are two visit days for your child in order for them to meet their teacher and find out what it will be like when they start school full-time.

These are as follows:

Monday 1st July – 12.45pm – 3pm

(Please bring your child to the main reception for 12.45pm and collect from the areas stated as above for each class).

Tuesday 2nd July – 9am - including lunch

(Please bring your child to the main playground near the green container at 9am).

If you are joining your child for lunch, please arrive at the main reception at 11.25am.

